


America's Youngest Outcasts 2010 documents the numbers of homeless children in every state and ranks the states from 1 (best) to 50 (worst) using data and research on the extent of child homelessness, child well-being, risk for child homelessness, and state planning and policy activities. The state page below displays some of the key data used in this ranking.

Arizona



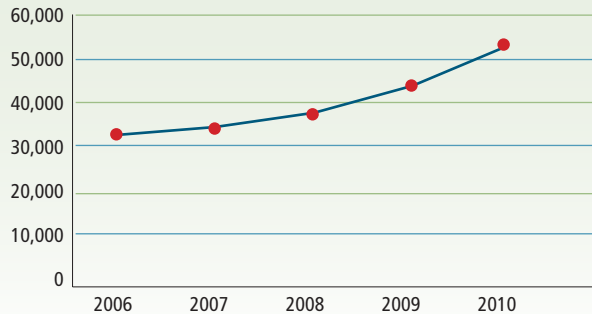
For the complete Report Card (including sources), please visit: www.HomelessChildrenAmerica.org

STATE RANKS (1-50, 1 = best)

2010 Extent of Child Homelessness Rank: 44

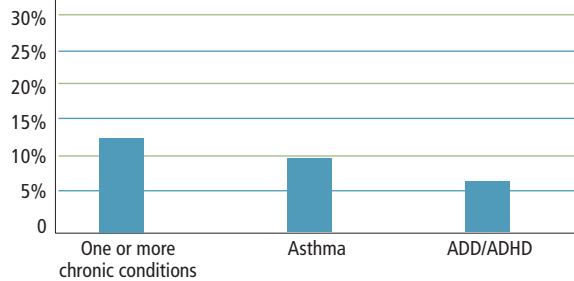
Homeless Children in 2010: **53,129**

Homeless Children: 2006 to 2010



2010 Child Wellbeing Rank: 33

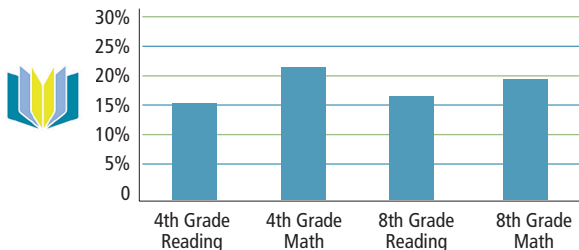
Health Problems of Children Below 100% Poverty



Child Food Security

Households with very low food security: **6%**
Eligible households participating in SNAP: **61%**

Education Proficiency: Reading and Math
(NAEP 4th & 8th Grade/Children Eligible for School Lunch)



2010 Risk for Homelessness Rank: 50



Arizona Home Foreclosure Rank
(1-50, 1 = best)



State Minimum Wage: **\$7.25** per hour

Income needed for 2-BR apartment: **\$17** per hour

Households paying more than 50% of income for rent: **27%**

Female-headed household: **7.1%**

Children without health insurance: **15%**

Children in poverty (5 yr avg.): **21%**

2010 State Policy and Planning Rank: 37



Housing Units for Homeless Families

Emergency Shelter	547
Transitional Housing	910
HUD HPRP Program	31
Permanent Supportive Housing	529

State Housing Trust Fund **YES**

State Planning Efforts

Is there an active state Interagency Council on Homelessness (ICH)? **YES**

Is there a State 10-Year Plan that includes children and families? **NO**

State Planning Rank for Arizona

Inadequate Early **Moderate** Extensive

The 2009 State Plan to Prevent and End Homelessness mentions children and families experiencing homelessness.

Composite Arizona Rank Over Time

